

ShoreStation®

At the forefront of shorefront since 1959

BOAT LIFTS





Maximize Your Moments on the Water with ShoreStation!

Living on the water is all about fun and enjoyment, not dealing with headaches and hassles. We understand this concept, and with more than 60+ years in the industry, we continue to develop products that work faster, smarter and above all, safer. Whether you or a loved one is using a ShoreStation boat lift, you can be confident that our lifts are made to keep up with your lifestyle—not to bring it down.

Make the most of Your Summer Moments with ShoreStation.

Summer is one of the most anticipated times of the year, and when it comes to your time on the water, every moment is precious. The speed of a ShoreStation Hydraulic Lift means you can be in or out of the water in under a minute. Speed translates to grabbing the boat quicker in rough water, allowing you to stay out longer in less-than-ideal conditions. The bottom line is a fast lift enables you to use your boat more.



At ShoreStation, we understand that creating the perfect lift starts with creating the perfect fit...

Find Your Fit

Whether your watercraft is a 35' deck boat, 15' bass boat, or a 900 lb. PWC, ShoreStation provides a lift that properly fits the hull. With over 60+ years in the industry, we've perfected the way our lifts cradle the watercrafts they carry.



BOAT LIFTS

Simple and swift, our lifts do the work for you. Never miss another day on the water, floating with the currents or reeling in the catch of the day. Available up to 15,000 lb. capacity
See Pages 13-14



PONTOON LIFTS

Spend your moments relaxing with family and friends; hassle free, worry free. Designed for larger pontoons, our lifts offer greater support with three cradle options to choose from. Available in 3,000 lb. to 10,000 lb. capacity
See Pages 15-16



PWC LIFTS

Our four lift styles offer unique benefits to accommodate your style of waterfront, allowing you fast access to the water. Available up to 1,500 lb. capacity
See Pages 17-18

Simple and swift from launch to lift.

The ease of speed

Sure, a ShoreStation lift is one of the fastest on the market, but it's more than that. The unmatched speed, versatility and dependability translates to more time on the water.

From the effortless centering of the load guides, to the reliable confidence of the boat stops, to the unmatched ease of the ShoreScreen, ShoreStation allows you to focus on the reason you came to the lake in the first place ...to relax and enjoy.

SEE THE
SHORESTATION
ADVANTAGE



REVOLUTION™ Series Canopy Cover

Equipped with exceptional weather resistant fabric and breathable SunTex 80 woven mesh ends for maximum protection and durability, the REVOLUTION™ Series Canopy is the most innovative canopy on the market.

Quickly Secures Boat

Made from the highest quality materials, our innovative hydraulic boat lift is one of the fastest and safest lifts on the market today. When you have a hydraulic lift, there's no need to worry about wind and waves getting in your way. This lift will give you confidence to safely land and secure your boat in less-than-ideal conditions.

Convenient Wireless Operation

ShoreStation has everything you need to create the custom waterfront of your dreams. Raise and lower your ShoreStation® Hydraulic Lift or ShoreScreen with this handy remote transmitter.

Maximum Protection for Your Boat and Lift

Our patented hydraulic boat lift design not only gives you the confidence to load or lower your boat in rough water, but the 'high and dry' design keeps key components above the water. This translates to significantly less downtime, less maintenance and more summer fun time.

Solar Battery Charging System


Never miss another moment on the water. Power your lift with clean, free solar power. Our speedy 20 watt charger features solar regulator drainage protection, saving your battery from permanent damage caused by overcharging.

From Covered to Uncovered in Seconds

We know how much your watercraft means to you and how you want to keep it in showroom condition. With our ShoreScreen Power Curtain, there's no more hassling with traditional heavy boat covers and snaps. Protect your boat from damaging UV rays, and create a barrier against wind-blown debris, insects, and birds to ensure your boat stays looking great, year after year.

Worry Free Landing

Bring your boat to a perfect position every time with ShoreStation's system of quality products. Our bow and motor stops help prevent you from overrunning the lift, while our boat guides allow for an easy entrance even in wind and waves.



Safe. Simple. Solar.

ShoreStation's solar-powered systems harness the sun's energy to power your boat lift, making your lift more cost-effective, efficient and maintenance-free.

CONVENIENCE & SAFETY - Skip the electricity - it's simple with solar. With ShoreStation's solar-powered system, you avoid the need for AC power on your dock, allowing you to focus on what's important - enjoying life's special moments.

PEACE OF MIND - Even during a power outage, our solar-powered DC system lifts remain fully functional ensuring there is always power to your lift. What's even better? Solar-powered DC systems last longer and perform better in marine environments.

EASE OF MAINTENANCE - With solar-powered lifts, gone are the days of hassling with battery maintenance. Simply plug it in, connect to battery, and you're ready! Solar power quickly charges the lift battery and then switches to maintenance mode to protect the battery from overcharging - effectively preventing battery drain and maintaining peak power.

The panel can be left on the battery year round, eliminating the need to remove it for winter storage.

SOLAR BATTERY CHARGING SYSTEM

Power the lift with clean, free solar power. The speedy 20 watt charger features a solar regulator to prevent battery drain and protect your battery from permanent damage caused by overcharging.





***“I love my
ShoreStation lift!
The speed of the
lift, combined
with the boat
centering guides,
makes landing
my boat a breeze.
Even in wind
and waves.”***

ShoreStation Owner - Nisswa, MN



Performance Driven.

Elevating industry standards

Our ShoreStation Hydraulic Lift design makes boating simple and swift, from launch to lift. Never miss another moment on the water, with the fastest, most dependable lift available.

WIRELESS REMOTE

- Allows remote operation of your lift from your boat or shore.
- Automatically locks out to avoid unintended operation.
- Wirelessly control the lift, ShoreScreen, and lights with a single remote.



BEST WARRANTY ON THE MARKET!
All ShoreStation® Hydraulic Boat Lifts are backed by the best warranty in the industry. Our unique design significantly reduces cable stress and keeps your lift working properly for years to come.

Hydraulic

QUICKLY SECURES BOAT - When you have a hydraulic lift, there's no need to worry about wind and waves getting in your way. This lift is the fastest on the market and will give you confidence to safely land and secure your boat in less than ideal conditions.

MAXIMUM PROTECTION - With cables that are pulled instead of wound, this system is designed to eliminate cable fatigue issues and safeguard against critical failure. In addition, our hydraulics are pressure regulated, so they stall before lifting potentially damaging loads, giving you peace of mind that your precious cargo is safe.

RELIABLE BY DESIGN - With so many variables in the marine environment, deliberate design is crucial. The "high and dry" construction of the hydraulic lift keeps your essential hydraulic and electronic components above the water, minimizing their exposure to moisture and humidity. In addition, the solar-powered, DC operating system eliminates the need for an AC circuit on the dock, providing safety and superior performance on command. This is a lift you can rely on, day after day.

HYDRAULIC LIFT SPECIFICATIONS

AVAILABLE LIFT CAPACITY	INSIDE WIDTH
*2,000 lb.	100"
*4,000 lb.	108"/120"
*5,000 lb.	108"/120"
*6,000 lb.	108"/120"/132"
*7,000 lb.	108"/120"/132"
*8,000 lb.	120"/132"
*10,000 lb.	120"/132"/144"
o15,000 lb.	144"

LONG PLATFORM LENGTH

*5,000 lb. (L)	120"/132"
*6,000 lb. (L)	120"/132"

CUSTOM BOAT SUPPORT *Exclusive UltraBunks
oHeavy Duty wood-carpet bunks

Manual



MANUAL LIFT SPECIFICATIONS

AVAILABLE LIFT CAPACITY	INSIDE WIDTH
*2,000 lb.	100"
*4,000 lb.	108"/120"

CUSTOM BOAT SUPPORT *Exclusive UltraBunks

SHORESTATION BOAT LIFTS

Summer Fun. Simplified.

When it comes to your time on the water, Speed, Safety, and Reliability aren't luxuries, they're necessities. ShoreStation Hydraulic Lifts are the fastest on the market, easy to operate, and dependable. Our thoughtful design makes your boating simple and swift, from launch to lift. When seconds count, turn to ShoreStation.



SEE THE
BOAT LIFT
IN ACTION

BOW STOPS

These bow stops simplify the landing process by allowing you to position your boat in the perfect position every time. Available in a variety of sizes to fit your boat.



ULTRABUNKS

Pivoting maintenance free aluminum/poly bunks are mounted on sturdy support channels to shoulder the load.



SOLAR POWERED PERFORMANCE

Power the lift with clean, free solar power. The speedy 20 watt charger features a solar regulator to prevent battery drain and to protect your battery from permanent damage caused by overcharging.



HYDRAULIC POWER PACK

The corrosion free powder-painted aluminum box protects the hydraulic pump and battery from the elements. Featuring a hinged lid for easy access, it mounts securely on the lift tube or can be placed on the dock with optional hydraulic hose extension kits.



LIFTS ARE AVAILABLE IN
HYDRAULIC AND MANUAL.



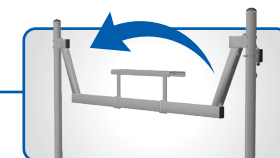
DOCKSIDE UP/DOWN OPERATION

Misplaced your remote? Use the convenient up/down switch with key lock-out mounted directly on your lift.



OPTIONAL LOAD GUIDES

Guide your boat properly into positioning with boat load guides. Our fully adjustable, low maintenance, poly covered guides provide maximum protection for your boat and lift.




DROP SIDE WITH BOARDING STEP

Provides safe and easy access to your boat. The foot-friendly, aluminum step mounts to drop side lift tube. Available on select models.



MOTOR STOP

Bring your boat to a stop in the perfect position every time. These motor stops will help prevent your boat from overrunning the lift. Available in a variety of sizes to fit your boat.



SSV60120HY

SSV40120HY




Simple Moments. Celebrated.


ShoreStation Pontoon Lifts have been updated to fit today's larger, heavier pontoons. In addition to the new sizes and better fit, these lifts have the same great quality as our standard line. Offering greater support with three cradle options to choose from. Available in 3,000 lb. to 10,000 lb. capacity vertical lifts.



**SEE THE
PONTOON LIFT
IN ACTION**



GLIDERAIL/GLIDEPOLE CONSTRUCTION
Quickly adjusts for various boat hulls and water depths with the NEW t-slot design. The durable, patented, aluminum core with non-marring UV stable poly sheath are sure to protect your boat while absorbing repeated shocks.



HYDRAULIC POWER PACK

The corrosion free powder-painted aluminum box protects the hydraulic pump and battery from the elements. Featuring a hinged lid for easy access, it mounts securely on the lift tube or can be placed on the dock with optional hydraulic hose extension kits.


  **LIFTS ARE AVAILABLE IN
HYDRAULIC AND MANUAL.**

3 Safe Options to Land & Lift your Pontoon




PONTOON/TRITOON DOUBLE BUNK OPTIONS

Available with 2 or 3 tube supports that adjust to fit any pontoon. The premium poly-aluminum UltraBunks are often combined with under-deck post load guides to reduce lift width requirements.



PONTOON LOG RACK

The double UltraBunks and full length GlideRail load guides cradle and channel the outer "logs" perfectly every time. The unique kit is designed to work well on both tritoons and standard pontoons with tubes up to 29".



TOONRAIL

The 3-in-1 under-deck lift support with integrated motor stop and load guides is economical and maintenance free. The contoured poly-covered tubes both guide the pontoon into the lift and support it by simply lifting under the deck inside the outer tubes.

SSV50132LHY

Your Memories. Crafted.

ShoreStation offers a Hydraulic PWC lift with the same superior reliability, premium performance, and ultimate convenience as our larger hydraulic lifts! Designed to handle some of today's largest personal watercraft available, our PWC Lifts support crafts up to 1,500 lb. ShoreStation PWC Lifts get you on and off the water quickly and safely, allowing you more time to perfect your craft.



**SEE THE
PWC LIFT
IN ACTION**

HYDRAULIC POWER PACK

The corrosion free powder-painted aluminum box protects the hydraulic pump and battery from the elements. Featuring a hinged lid for easy access, it mounts securely on the lift tube or can be placed on the dock with optional hydraulic hose extension kits.

LIFTS ARE AVAILABLE IN
HYDRAULIC AND MANUAL.



SSV1564HY

CRADLE DESIGN

"V" cradle design allows for shallow water operation.

VERTICAL LIFT DESIGN

Our vertical lift design can handle deeper water and your largest personal watercraft – up to 5'6" water depth and 1,500 lb. capacity.

ULTRABUNKS

Pivoting maintenance free aluminum/poly bunks are mounted on sturdy support channels to shoulder the load.



PWC LIFT SPECIFICATIONS

AVAILABLE LIFT CAPACITY	INSIDE WIDTH
*1,500 lb. (SINGLE PWC)	64"
*1,500 lb. (DOUBLE PWC)	168"
CUSTOM BOAT SUPPORT *Exclusive UltraBunks	

NEW! Double bunk PWC
Lift now available!

All the same features as the single bunk! Also available from ShoreStation - get a matching canopy and ShoreScreen!

SSV1564DHY

DUEL LIFTING CRADLE DESIGN

Dual "V" cradles move independently.

ADJUSTABLE HEIGHT GANGWAY DOCK

Available in Tan and Gray to match your ShoreStation dock OR Gangway brackets that work with 2x12 lumber for custom construction.

 **Manual Winch Available**

TIME-TESTED SHORESTATION WINCH

Our winch offers smoother lifting and dependability far superior to any ordinary winch. The Wheel Lock Mechanism safety feature is spring activated, preventing the platform from being raised too high.

SSV1564MY

DURABLE LOW-MAINTENANCE CONSTRUCTION

Everything is designed for years of dependable service: bolt-together aluminum construction, stainless steel cables, poly/aluminum UltraBunks, stainless steel/brass fasteners, GAR-MAX pulley bearings.

A Revolution in Boat Protection.

Equipped with exceptional weather resistant fabric and breathable SunTex 80 woven mesh for maximum protection and durability, the patented REVOLUTION™ Series Canopy and patented ShoreScreen are the most innovative lift cover system on the market. Our canopy's trussed side frame design allows for a clean, structured appearance with hidden routing for electrical wiring. Integrated seamlessly with the high-tech ShoreScreen, your boat or pontoon will have complete 360° protection from wind and rain.

SEE THE REVOLUTION™
SERIES CANOPY AND
SHORESCREEN IN ACTION



Easy Installation and Storage

Eliminate the folding, lifting, and tugging with our 'Roll and Store' canopy design. Simply unroll, cover the frame, and lock into place with our patented locking system for a taut, fully secured canopy. There's no need to remove the canopy in the off season, simply roll it up and store it on the frame.

Premier Textured Cover

Our canopy cover features a vinyl-coated polyester fabric for long-lasting protection, durability, and weatherproofing. The waterproof textured matte finish provides the rich look of fabric with the unmatched durability of vinyl.

VINYL CANOPY COVER COLOR OPTIONS



Wireless ShoreScreen Operation

Two drive motors positioned on opposite corners roll all four screens simultaneously without complicated cables or pulleys.

More Protection and Coverage

The deep 20" rigid canopy frame and 7" ShoreScreen gives you complete protection from the elements with nearly 9' of vertical coverage. The trussed side frame provides strength and durability, along with the classic appearance ShoreStation canopies are known for.



Canopy Lighting

Optional LED Flexible Strip Canopy Light Kit contains two 60 inch, super bright, 12V light strips offering excellent visibility under the canopy for safety at night.

Fast, Trouble-Free Operation

From covered to uncovered in seconds with ShoreScreen. Protect your boat from damaging UV rays, and create a barrier against wind-blown debris, insects and birds to ensure your boat stays in showroom condition. No more hassling with traditional heavy boat covers and snaps.

Sun-Control Screening with Microban

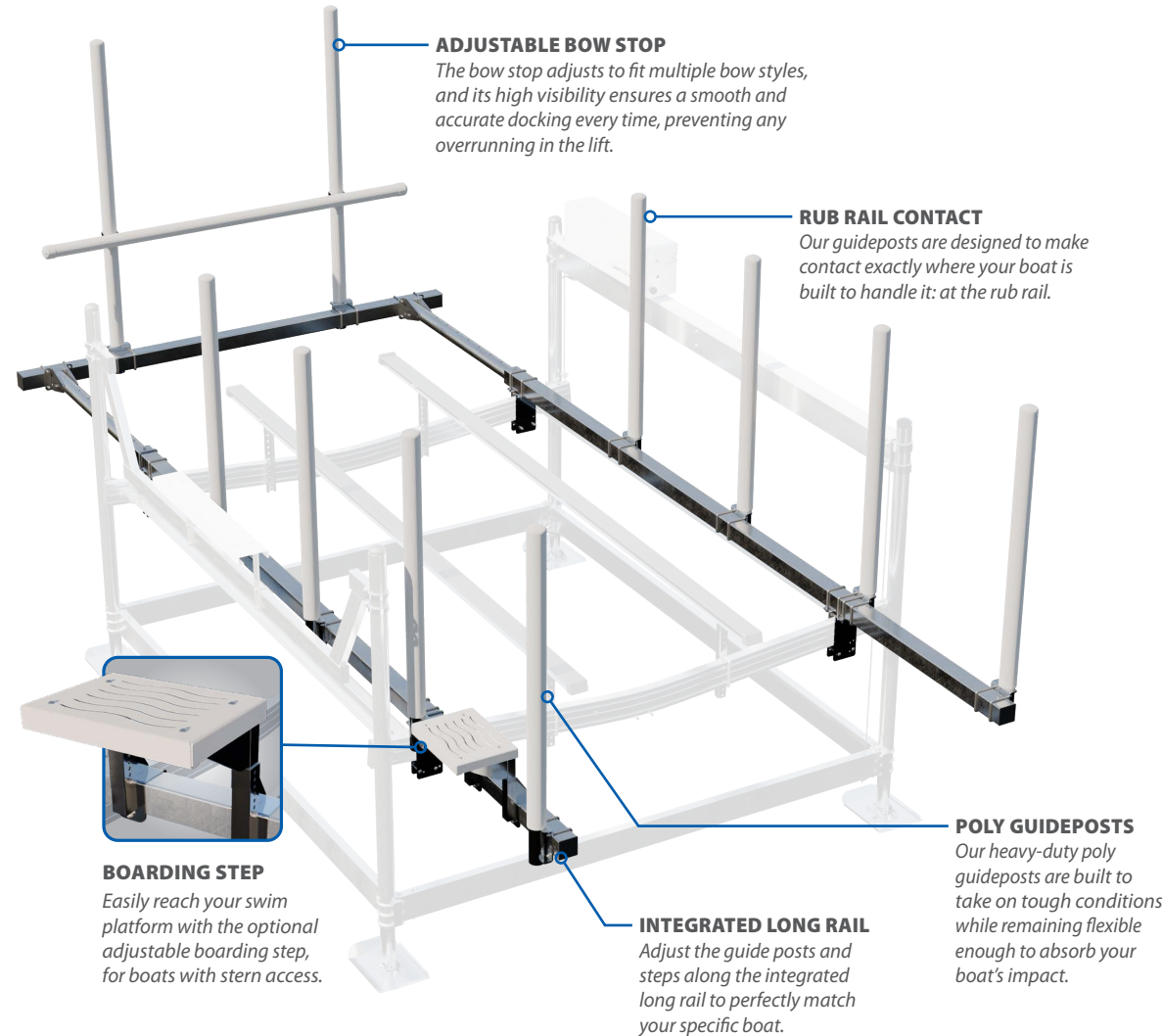
The black SunTex 80 woven mesh gives this system a subdued shadowy effect. It absorbs and dissipates up to 80% of the sun's heat while allowing air flow. The microban technology prevents mildew build-up when rolled up.

Effortless landings!

The ShoreStation NX Boat Guide System is designed to enhance your boating experience with innovative features to ensure smooth, safe, and reliable docking every time.

Built tough and fully adjustable, it offers unmatched protection while accommodating to fit a variety of boat sizes and shapes, making every trip on the water effortless and enjoyable.

NEW!



ADJUSTABLE BOW STOP

The bow stop adjusts to fit multiple bow styles, and its high visibility ensures a smooth and accurate docking every time, preventing any overrunning in the lift.

RUB RAIL CONTACT

Our guideposts are designed to make contact exactly where your boat is built to handle it: at the rub rail.

POLY GUIDEPOSTS

Our heavy-duty poly guideposts are built to take on tough conditions while remaining flexible enough to absorb your boat's impact.

INTEGRATED LONG RAIL

Adjust the guide posts and steps along the integrated long rail to perfectly match your specific boat.


BOARDING STEP

Easily reach your swim platform with the optional adjustable boarding step, for boats with stern access.

Additional Boat Guide Options


Centering your craft in the lift and holding its position until the platform rises can be intimidating—especially in wind and waves. To help ease the stress of loading a vessel, we developed an extensive line of poly-covered loading aides, available in addition to the new NX Boat Guide System.

Mix-and-Match to get the best combination to suit your boat landing conditions!




Centering Guides –

These guide posts self-adjust while applying force as the boat enters the lift to keep the boat centered for trouble-free loading every time.




Corner Brace Guides –

Provides visual aid and protects your boat and lift from impact while entering the lift as well as providing strength and stability.




Interior Post Guides –

Many options to guide your boat where you need it. Mount them anywhere along the length of the lift's lower platform for complete protection.



Cradle Post Guides –

Keeps the boat's bow centered when landing in high wind or waves. Mounts on the front cradle tube allowing it to adjust inward and outward for maximum protection.



Boat Stops

Bring your boat to a stop in the perfect position every time. These bow and motor stops will help prevent your boat from overrunning the lift.

Available in a variety of sizes to fit your boat.



Discover more with ShoreStation...

It's not just the end product that makes a great brand. It's about having great people and the proper tools to support them. We take great pride in our team, partners, and customers worldwide.



**DIVE INTO THE DETAILS
AT SHORESTATION.COM**

Online Resources

Whether you are looking for product info and photos, specifications, testimonials, or dealer locations, ShoreStation.com has a solution to fit your needs. Visit our website today to discover the ShoreStation difference.

Join the Conversation!

Tag us in your ShoreStation waterfront photos on one of our social channels for a chance to win some ShoreStation gear!

#ShoreStation      

Also from ShoreStation...

From simple to sophisticated. Whether it's pile mount lifts, boat house lifts, docks, or dock accessories, ShoreStation has you covered! Our lifts and docks, as well as unique accessories, are safe, smart and easy to maintain.

Learn about the ShoreStation advantage and see customer examples by visiting ShoreStation.com



Manufactured by Midwest Industries, Inc. • 122 E. State Hwy 175 • Ida Grove, Iowa 51445-1140 • 1.800.859.3028 • shorestation.com

0003350
24-1406
R 12.24